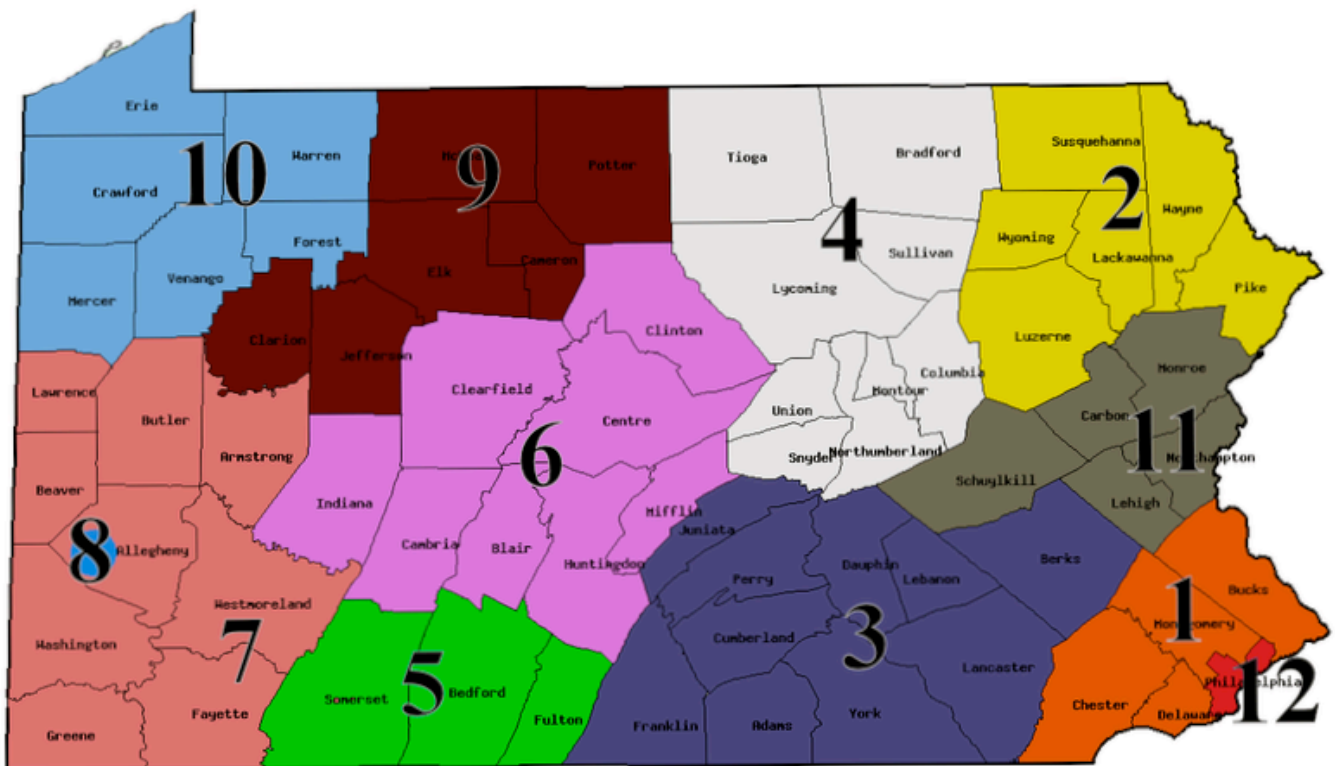


Jeff Upson for **PA Power Wrestling**

# PIAA Wrestling Regional Proposal



**Date Submitted: June 2, 2014**



## Our Mission

PA Power Wrestling strives to provide the most comprehensive and informative wrestling coverage for our high school wrestlers.

Pennsylvania consistently breeds some of the most successful wrestlers on a National and International level year in and year out. These are some of the hardest working, most dedicated athletes in the nation. They deserve an equal amount of dedication and determination when it comes to providing current, plentiful, and positive coverage of our sport and their accomplishments.

**With that, PA Power Wrestling's mission is to respect, to promote, and to expand the sport of wrestling in Pennsylvania and across the United States.**

PA Power Wrestling has and will continue to support the PIAA in their efforts to promote student athletes in the State of Pennsylvania.

I have spent a great deal of time researching and compiling the following proposal and I hope you find it beneficial and consider the findings. Thank you for your time!

Sincerely,

**Jeffrey C. Upson**  
**Owner & Operator**

## Introduction

The objective of this proposal is to formulate new PIAA Wrestling Regional alignments in order to satisfy the 20 participant State Tournament brackets that the PIAA Board of Directors approved on May 21, 2014. An increase in participants will require a modernized approach to determining qualifiers to the PIAA State Tournament. In Class AAA specifically – a more geographically applicable PIAA Regional configuration is recommended that better connects Districts based on male enrollment.

Overall, PIAA Regional re-alignments are suggested in Class AAA only, decreasing from five regions to four, while Class AA Regional alignments remain as is with four Regions.

### Proposed Class AAA Regions:

#### South East:

Abbreviation (SE) – District 1 and District 12

**Total Male Enrollment of Region: 55,847**

**Total Number of School in Region: 84**

**Total Number of State Tournament Qualifiers: 6**

#### North East:

Abbreviation (NE) – District 2, District 4, and District 11

**Total Male Enrollment of Region: 24,325**

**Total Number of School in Region: 39**

**Total Number of State Tournament Qualifiers: 4**

#### Central:

Abbreviation (CE) – District 3 and District 6

**Total Male Enrollment of Region: 39,675**

**Total Number of School in Region: 70**

**Total Number of State Tournament Qualifiers: 5**

#### Western:

Abbreviation (WE) – District 7, District 8, District 9, and District 10

**Total Male Enrollment of Region: 33,467**

**Total Number of School in Region: 67**

**Total Number of State Tournament Qualifiers: 5**

The goal of the Regional Tournaments should be to separate out the top wrestlers in a specific region to determine qualifiers to a larger State level. The main issue in the current Class AAA alignment is the fact three of five Regions are “self-contained” Regions that consist of only a single PIAA District. This in a sense eliminates a level of filtration that could potentially be used to better establish PIAA State Tournament qualifiers. The decrease from five to four PIAA Regions in Class AAA allows for more competitive Regional Tournaments that will enhance the overall quality of the PIAA State Tournament.

A contributing factor in the expansion of the PIAA State Tournament brackets is due to Pennsylvania’s indisputable level of talent in the sport of wrestling. In order to effectively showcase and appreciate that level of talent, a sincere attempt at including the best wrestlers in the PIAA State Tournament must be made. The increase from 16 to 20 wrestlers per bracket adds a total of 56 additional wrestlers and leaves an opportunity for improvement on Regional alignments and the overall quality of the PIAA State Tournament. The time is crucial to alter the PIAA Regional alignments in order to provide the most competitive wrestling tournament in the Nation.

Ahead is a look at each of the proposed Class AAA Regions and a basic summary of each.

## South East Region

The South East Region returns to a true “southeast” region as Philadelphia City Schools once again will compete with District 1 in what is the largest region in both overall male enrollment and number of Class AAA schools with a total of 84. District 12, which consists of strictly Philadelphia City Schools, will no longer leave Philadelphia to compete in the North East Region. Despite being the smallest Region geographically – the



South East Region is dense with a male enrolment total of 55,847. The two Districts will qualify six (6) wrestlers to the PIAA Class AAA State Tournament, which is the most of all four Regions. Both District 1 and District 12 will compete in all four post-season weeks. District 1 will once again be divided into three separate District Tournaments (East, West and Central) each qualifying the top four (4) wrestlers to the Regional Tournament. District 12 includes 22 total Class AAA schools and will qualify the top four (4) wrestlers into the South East Regional Tournament.

District 1 East Regional Qualifiers:	4
District 1 West Regional Qualifiers:	4
District 1 Central Regional Qualifiers:	4
District 12 Regional Qualifiers:	4
<b>Total South East Regional Qualifiers:</b>	<b>16</b>

## South East Region Post-Season Schedule:

Post-Season Week #1:	District 1 Sectionals and District 12 League Tournaments
Post-Season Week #2:	District 1 and 12 District Tournaments
Post-Season Week #3:	South East Regional Tournament
Post-Season Week #4:	PIAA Class AAA State Tournament

## South East Region

<b>District 1 Class AAA Schools</b>	<b>Male Enrollment</b>
Abington High School	930
Academy Park High School	485
Avon Grove High School	778
Bensalem High School	922
Boyertown Area High School	919
Central Bucks East High School	828
Central Bucks South High School	972
Central Bucks West High School	738
Cheltenham High School	608
Chichester High School	423
Coatesville Area High School	956
Conestoga High School	777
Council Rock High School South	788
Council Rock North High School	688
Downingtown East High School	828
Downingtown West High School	743
Garnet Valley High School	566
Glen Mills Schools	395
Great Valley High School	476
Harrilton High School	451
Harry S Truman High School	857
Hatboro Horsham High School	605
Haverford High School	706
Interboro High School	479
Kennett High School	522
Lower Merion High School	517
Marple Newtown High School	475
Methacton High School	624
Neshaminy High School	1,225
Norristown Area High School	818
North Penn High School	1,861
Octorara Area High School	350
Owen J Roberts High School	659
Oxford Area High School	502
Penn Wood High School	607

Penncrest High School	491
Pennridge High School	909
Pennsbury High School	1,384
Perkiomen Valley High School	740
Phoenixville Area High School	446
Plymouth Whitemarsh High School	597
Pottsgrove High School	398
Pottstown High School	352
Quakertown Community High School	703
Radnor High School	445
Ridley High School	759
Souderton Area High School	882
Spring-Ford High School	935
Springfield (Delco) High School	475
Strath Haven High School	453
Sun Valley High School	401
Unionville High School	513
Upper Darby High School	1,354
Upper Dublin High School	569
Upper Merion Area High School	487
Upper Moreland High School	408
Upper Perkiomen High School	368
West Chester East High School	568
West Chester Henderson	514
West Chester Rustin High School	538
William Tennent High School	816
Wissahickon High School	534

<b>Total District 1 Male Enrollment</b>	<b>42,117</b>
<b>Total Number of District 1 Schools</b>	<b>62</b>

<b>District 12 Class AAA Schools</b>	<b>Male Enrollment</b>
Abraham Lincoln High School	748
Archbishop Ryan High School	467
Archbishop Wood High School	447
Boys' Latin of Philadelphia Charter School	392
Cardinal O'Hara High School	390
Central High School	869
Father Judge High School	712
Frankford High School	508
Franklin Towne Charter School	404
George Washington High School	846
LaSalle College High School	835
Mariana Bracetti Academy Charter School	745
Martin Luther King High School	606
Msgr Bonner & Abp Prendergast High School	371
Northeast High School	1,341
Olney Charter High School	807
Overbrook High School	451
Roman Catholic High School	741
St. Joseph's Preparatory School	717
South Philadelphia-Furness High School	352
Thomas A. Edison High School	619
West Philadelphia High School	362

<b>Total District 12 Male Enrollment</b>	<b>13,730</b>
<b>Total Number of District 12 Schools</b>	<b>22</b>

<b>Total South East Region Male Enrollment</b>	<b>55,847</b>
<b>Total Number of South East Region Schools</b>	<b>84</b>
<b>Total South East Region State Qualifiers</b>	<b>6</b>



## North East Region

Districts 2, 4, and 11 rejoin to form the North East Region, which geographically encompasses Pennsylvania's northeast corner. The North East Region has the fewest Class AAA participating schools with a total of 40 and the lowest male enrollment with 24,603. In the North East Region all three competing Districts will hold their own self-contained District Tournaments to determine qualifiers

for the North East Regional Tournament. District Tournaments will be held during Post-Season Week #2 with the North East Regional Tournament being held in Post-Season Week #3. The North East Region will qualify a total of four (4) wrestlers in each weight to the PIAA Class AAA State Tournament.



District 4 will move back into the North East Region after spending two seasons competing with District 9 in a combined District Tournament – advancing through the former North West Region. District 4 will once again hold its own District Tournament with the top two (2) finishers, utilizing the “true second” method, advancing to the North East Regional Tournament. District 2 will continue to hold a District Tournament to determine the top six (6) qualifiers to the North East Regional Tournament. Finally, District 11 will also continue to hold a District Tournament with the top eight (8) wrestlers advancing to the North East Regional Tournament. In total the North East Regional bracket will consist of 16 wrestlers with the top four (4) advancing to the PIAA Class AAA State Tournament.

District 2 Regional Qualifiers:	6
District 4 Regional Qualifiers:	2
District 11 Regional Qualifiers:	8
<b>Total North East Regional Qualifiers:</b>	<b>16</b>

## North East Region Post-Season Schedule:

Post-Season Week #1:	<b>No Tournaments Held</b>
Post-Season Week #2:	District 2, 4, and 11 District Tournaments
Post-Season Week #3:	North East Regional Tournament
Post-Season Week #4:	PIAA Class AAA State Tournament

## North East Region

<b>District 2 Class AAA Schools</b>	<b>Male Enrollment</b>
-------------------------------------	------------------------

Abington Heights High School	435
Berwick Area High School	343
Crestwood High School	377
Dallas High School	364
Delaware Valley High School	655
Hazleton Area High School	1,332
Honesdale High School	363
James M Coughlin High School	385
Pittston Area High School	411
Scranton High School	699
Tunkhannock Area High School	350
Valley View High School	376
Wallenpaupack Area High School	476
West Scranton High School	399
Wyoming Valley West High School	654

<b>Total District 2 Male Enrollment</b>	<b>7,619</b>
<b>Total Number of District 2 Schools</b>	<b>15</b>

<b>District 4 Class AAA Schools</b>	<b>Male Enrollment</b>
-------------------------------------	------------------------

Jersey Shore Area High School	347
Selinsgrove Area High School	346
Shikellamy High School	359
Williamsport Area High School	605

<b>Total District 4 Male Enrollment</b>	<b>1,657</b>
<b>Total Number of District 4 Schools</b>	<b>4</b>

<b>District 11 Class AAA Schools</b>	<b>Male Enrollment</b>
--------------------------------------	------------------------

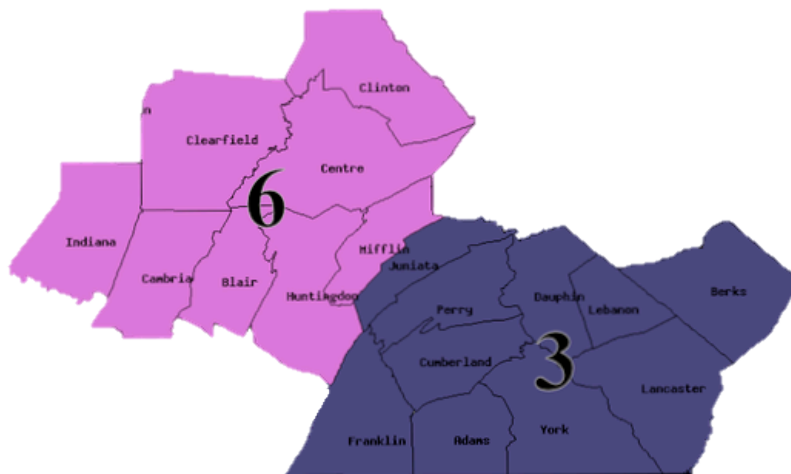
Bangor Area High School	443
Bethlehem Catholic High School	278
Blue Mountain High School	363
East Stroudsburg Area North High School	492
East Stroudsburg Area South High School	559
Easton Area High School	1,101
Emmaus High School	967
Freedom High School	795
Liberty High School	1,254
Louis E Dieruff High School	822
Nazareth Area High School	592
Northampton Area High School	700
Parkland High School	1,259
Pleasant Valley High School	771
Pocono Mountain East High School	712
Pocono Mountain West High School	808
Pottsville Area High School	383
Southern Lehigh High School	441
Stroudsburg High School	787
Whitehall High School	548
William Allen High School	1,252

<b>Total District 11 Male Enrollment</b>	<b>15,327</b>
<b>Total Number of District 11 Schools</b>	<b>21</b>

<b>Total North East Region Male Enrollment</b>	<b>24,603</b>
<b>Total Number of North East Region Schools</b>	<b>40</b>
<b>Total North East Region State Qualifiers</b>	<b>4</b>

## Central Region

The Central Region is the second largest Class AAA region in number of schools, which combines District 3 with District 6, to form a region with 70 Class AAA Schools and a total male enrollment of 39,675. The major change in the Central Region is the addition of District 6 to the former South Central Region. District 6 will add eight (8) Class AAA schools to the Region with two (2) schools, Mifflin



County and State College Area, already participating in District 3's Mid-Penn Conference. District 6 leaves the former North West Region for a more geographically suitable Region that clearly encompasses the central Counties in Pennsylvania. Another significant change is District 3 now participating in all four weeks of the post-season – unlike years past where they only competed in Post-Season Weeks #1, #2, and #4. The Central Regional Tournament will feature twelve (12) wrestlers in each weight-class.

For the purposes of qualification District 3 will remain holding five sectional tournaments to determine sixteen (16) qualifiers for the District 3 Tournament. The top eight (8) wrestlers from District 3 will qualify for the Central Regional Tournament. District 6 will hold their own District Tournament during Post-Season Week #2 with the top four (4) wrestlers qualifying for the Central Regional Tournament. The top five (5) Central Regional wrestlers will earn spots in the PIAA State Tournament.

District 3 Regional Qualifiers:	8
<u>District 6 Regional Qualifiers:</u>	<u>4</u>
<b>Total Central Regional Qualifiers:</b>	<b>12</b>

## Central Region Post-Season Schedule:

Post-Season Week #1:	District 3 Sectional Tournaments
Post-Season Week #2:	District 3 and District 6 Tournaments
Post-Season Week #3:	Central Regional Tournament
Post-Season Week #4:	PIAA Class AAA State Tournament

## Central Region

<b>District 3 Class AAA Schools</b>	<b>Male Enrollment</b>
Big Spring High School	358
Carlisle High School	590
Cedar Cliff High School	548
Cedar Crest High School	633
Central Dauphin East High School	662
Central Dauphin High School	829
Central York High School	673
Chambersburg Area High School	1,118
Cocalico High School	407
Conestoga Valley High School	577
Conrad Weiser High School	357
Cumberland Valley High School	1,038
Dallastown Area High School	694
Daniel Boone High School	450
Donegal High School	351
Dover Area High School	409
East Pennsboro High School	350
Eastern Lebanon County High School	340
Elizabethtown Area High School	509
Ephrata Area High School	505
Exeter Township High School	628
Garden Spot High School	462
Gettysburg Area High School	358
Governor Mifflin High School	540
Greencastle Antrim High School	413
Harrisburg High School	833
Hempfield High School	961
Hershey High School	486
J P McCaskey High School	1,340
James Buchanan High School	365
Lampeter Strasburg High School	401
Lebanon High School	507
Lower Dauphin High School	499
Manheim Central High School	402
Manheim Township High School	748
Mechanicsburg Area High School	489
Middletown Area High School	300
Milton Hershey High School	337
Muhlenberg High School	487

New Oxford High School	490
Northeastern High School	429
Northern York High School	439
Oley Valley High School	481
Palmyra Area High School	397
Penn Manor High School	712
Reading High School	2,272
Red Land High School	454
Red Lion Area High School	807
Shippensburg Area High School	419
Solanco High School	484
South Western High School	499
Spring Grove Area High School	436
Susquehanna Township High School	344
Susquehannock High School	347
Twin Valley High School	428
Warwick High School	641
Waynesboro Area High School	501
West Perry High School	382
West York Area High School	367
Wilson Senior High School	766
York County School Of Technology	1,064
York Suburban High School	356

<b>Total District 3 Male Enrollment</b>	<b>35,469</b>
<b>Total Number of District 3 Schools</b>	<b>62</b>

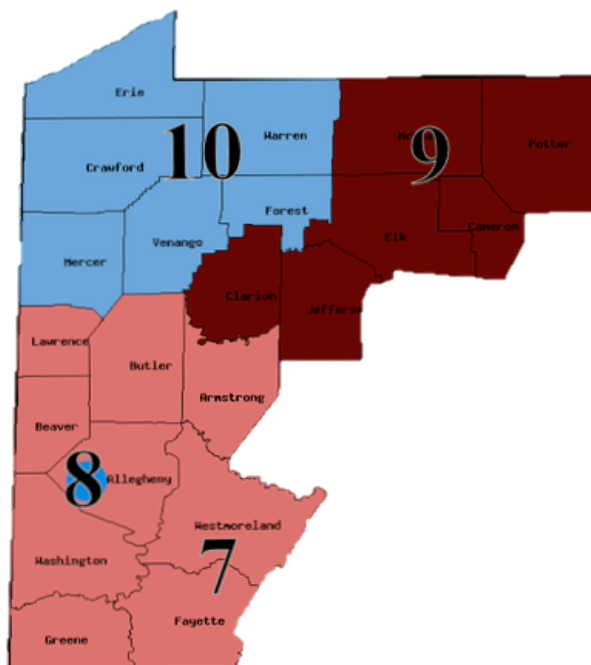
<b>District 6 Class AAA Schools</b>	<b>Male Enrollment</b>
Altoona Area High School	933
Bald Eagle Area High School	206
Bellefonte Area High School	341
Central Mountain High School	532
Hollidaysburg Area High School	461
Mifflin County High School	617
Philipsburg Osceola Area High School	230
State College Area High School	886

<b>Total District 6 Male Enrollment</b>	<b>4,206</b>
<b>Total Number of District 6 Schools</b>	<b>8</b>

<b>Total Central Region Male Enrollment</b>	<b>39,675</b>
<b>Total Number of Central Region Schools</b>	<b>70</b>
<b>Total Central Region State Qualifiers</b>	<b>5</b>

## Western Region

The Western Region experienced the most significant changes in terms of additions of Districts. Formerly there was a South West Region and North West Region consisting of six different Districts. The South West Region was a self-contained Region consisting of strictly District 7/WPIAL teams. The new Western Region consolidates the Districts in a more geographically suitable combination. The largest District in the Western Region is District 7 with 46 Class AAA schools participating in wrestling. The remaining three Districts combine for a total of 21 Class AAA schools.



The Western Region is the third largest in terms of both schools and male enrollment – with 67 Class AAA schools and a total estimated male enrollment of 33,467. The WPIAL will qualify eight (8) wrestlers into the Western Regional Tournament. Former North West Region participant District 8, consisting of six (6) Pittsburgh City Schools, will qualify the top two (2) wrestlers. District 9, the smallest Western Regional District, consists of five (5) Class AAA schools and will qualify the top two (2) wrestlers. District 10 consists of ten (10) Class AAA schools and will qualify the top four (4) wrestlers into the Western Regional Tournament. The top five (5) wrestlers in the Western Regional Tournament will qualify for the PIAA State Tournament.

District 7 Regional Qualifiers:	8
District 8 Regional Qualifiers:	2
District 9 Regional Qualifiers:	2
District 10 Regional Qualifiers:	4
<b>Total Western Regional Qualifiers:</b>	<b>16</b>

## Western Region Post-Season Schedule:

Post-Season Week #1:	District 7 Sectional Tournaments
Post-Season Week #2:	District 7, 8, 9, and 10 District Tournaments
Post-Season Week #3:	Western Regional Tournament
Post-Season Week #4:	PIAA Class AAA State Tournament



## Western Region

<b>District 7 Class AAA Schools</b>	<b>Male Enrollment</b>
Albert Gallatin High School	470
Ambridge Area High School	347
Baldwin High School	550
Belle Vernon Area High School	370
Bethel Park High School	605
Blackhawk High School	401
Butler Area High School	926
Canon McMillan High School	622
Central Catholic High School	686
Chartiers Valley High School	439
Connellsville Area High School	661
Fox Chapel Area High School	556
Franklin Regional High School	468
Gateway High School	470
Greater Latrobe Senior High School	539
Greensburg Salem High School	345
Hampton High School	409
Hempfield Area High School	752
Hopewell High School	389
Kiski Area High School	538
Knoch High School	399
Laurel Highlands High School	388
Mars Area High School	394
McKeesport Area High School	526
Montour High School	384
Moon Area High School	595
Mount Lebanon High School	626
North Allegheny High School	1,076
North Hills High School	566
Norwin High School	690
Penn Hills High School	654
Penn-Trafford High School	552
Peters Township High School	561
Pine Richland High School	589

Plum High School	537
Ringgold High School	373
Seneca Valley High School	1,088
Shaler Area High School	607
Thomas Jefferson High School	357
Trinity High School	394
Uniontown Area High School	379
Upper Saint Clair High School	561
Waynesburg Central High School	228
West Allegheny High School	391
West Mifflin Area High School	471
Woodland Hills High School	573

<b>Total District 7 Male Enrollment</b>	<b>24,502</b>
<b>Total Number of District 7 Schools</b>	<b>46</b>

<b>District 8 Class AAA Schools</b>	<b>Male Enrollment</b>
-------------------------------------	------------------------

Brashear High School	725
Carrick High School	494
Obama Academy	409
Perry Traditional Academy	553
Taylor Allderdice High School	628
Westinghouse High School	184

<b>Total District 8 Male Enrollment</b>	<b>2,993</b>
<b>Total Number of District 8 Schools</b>	<b>6</b>

<b>District 9 Class AAA Schools</b>	<b>Male Enrollment</b>
-------------------------------------	------------------------

Bradford Area High School	306
Clearfield Area High School	319
DuBois Area High School	562
Punxsutawney Area High School	324
Saint Mary's Area High School	322

<b>Total District 9 Male Enrollment</b>	<b>1,833</b>
<b>Total Number of District 9 Schools</b>	<b>5</b>

<b>District 10 Class AAA Schools</b>	<b>Male Enrollment</b>
--------------------------------------	------------------------

Cathedral Preparatory School	411
Central Tech High School	422
East High School	340
General McLane High School	351
McDowell High School	1,086
Meadville Area High School	340
Oil City Area Senior High School	323
Strong Vincent High School	340
Titusville High School	234
Warren Area High School	292

<b>Total District 10 Male Enrollment</b>	<b>4,139</b>
<b>Total Number of District 10 Schools</b>	<b>10</b>

<b>Total Western Region Male Enrollment</b>	<b>33,467</b>
<b>Total Number of Western Region Schools</b>	<b>67</b>
<b>Total Western Region State Qualifiers</b>	<b>5</b>

## Proposed Class AA Regions:

### South East:

Abbreviation (SE) – District 1, District 3, District 11, and District 12

**Total Male Enrollment of Region: 14,731**

**Total Number of Schools in Region: 66**

**Total Number of State Qualifiers: 6**

### North East:

Abbreviation (NE) – District 2 and District 4

**Total Male Enrollment of Region: 9,157**

**Total Number of Schools in Region: 48**

**Total Number of State Tournament Qualifiers: 4**

### North West:

Abbreviation (NW) – District 9 and District 10

**Total Male Enrollment of Region: 7,722**

**Total Number of Schools in Region: 45**

**Total Number of State Tournament Qualifiers: 4**

### South West:

Abbreviation (SW) – District 5, District 6, and District 7

**Total Male Enrollment of Region: 15,757**

**Total Number of Schools in Region: 79**

**Total Number of State Tournament Qualifiers: 6**

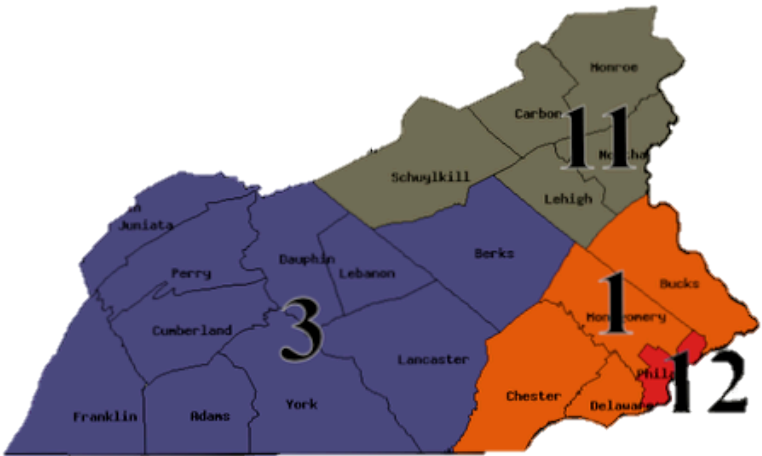
As stated previously, the PIAA Class AA Regions will remain unchanged, with the only modifications being made to the number of PIAA State Tournament qualifiers to appease the 20-participant brackets. Overall the Class AA Regions are a well-balanced group of Districts that are both sized and constructed sensibly. The South East and South West Regions remain the two largest and will each qualify six (6) wrestlers to the PIAA State Tournament. The two smallest Regions, North East and North West, will each qualify the top four (4) wrestlers to the PIAA State Tournament.

Below is a look at each of the proposed Class AA Regions and a basic summary of each.

## South East Region

The South East Region will remain intact with Districts 1, 3, 11, and 12. In total the four Districts combine for a total of 65 Class AA Schools and a male enrollment of 14,453, which is second only to the South West Region.

District 1 and District 12 will continue to compete in a joint District Tournament to determine qualifiers into the South East Regional Tournament.



Both District 3 and District 11 will send the top six (6) wrestlers into the South East Regional Tournament.

District 1/12 Regional Qualifiers:	4
District 3 Regional Qualifiers:	6
District 11 Regional Qualifiers:	6
<b>Total South East Regional Qualifiers:</b>	<b>16</b>

## South East Region Post-Season Schedule:

Post-Season Week #1:	District 3 Sectionals
Post-Season Week #2:	District 1/12, 3, and 11 Tournaments
Post-Season Week #3:	South East Regional Tournament
Post-Season Week #4:	PIAA Class AA State Tournament

## South East Region

<b>District 1 Class AA Schools</b>	<b>Male Enrollment</b>
Bristol High School	179
Church Farm School	129
Delaware County Christian School	98
Faith Christian Academy	77
Girard College High School	44
Lower Moreland High School	277
New Hope-Solebury High School	194
Philadelphia-Montgomery Christian Academy	48
Pope John Paul II High School	330
Springfield Township High School	244
Valley Forge Military Academy	184
<b>Total District 1 Male Enrollment</b>	<b>1,804</b>
<b>Total Number of District 1 Schools</b>	<b>11</b>

<b>District 3 Class AA Schools</b>	<b>Male Enrollment</b>
Annville Cleona High School	221
Bermudian Springs High School	286
Biglerville High School	215
Bishop McDevitt High School	303
Boiling Springs High School	268
Brandywine Heights Area High School	221
Camp Hill High School	151
Columbia High School	162
Delone Catholic High School	166
Eastern York High School	306
Fairfield High School	162
Halifax Area High School	182
Hamburg Area High School	297
Hanover High School	200
Kennard Dale High School	336
Kutztown Area High School	182

Lancaster Catholic High School	242
Littlestown High School	281
Newport High School	179
Northern Lebanon High School	330
Pequea Valley High School	251
Schuylkill Valley High School	237
Susquenita High School	222
Trinity High School	201
Tulpehocken High School	196
Upper Dauphin Area High School	172
Wyomissing Area High School	276

<b>Total District 3 Male Enrollment</b>	<b>6,245</b>
<b>Total Number of District 3 Schools</b>	<b>27</b>

<b>District 11 Class AA Schools</b>	<b>Male Enrollment</b>
Allentown Central Catholic High School	318
Catasauqua High School	200
Jim Thorpe Area High School	322
Lehigh Area High School	320
Mahanoy Area High School	210
Northern Lehigh High School	226
North Schuylkill High School	250
Northwestern Lehigh High School	294
Notre Dame High School of Green Pond	291
Palisades High School	262
Palmerton Area High School	260
Panther Valley High School	185
Pen Argyl Area High School	234
Pine Grove Area High School	210
Pius X High School	77
Salisbury Township High School	249
Saucon Valley High School	322
Schuylkill Haven Area High School	154
Tamaqua Area High School	272
Tri-Valley High School	205
Williams Valley High School	126
Wilson Area High School	284

<b>Total District 11 Male Enrollment</b>	<b>5,271</b>
<b>Total Number of District 11 Schools</b>	<b>22</b>

<b>District 12 Class AA Schools</b>	<b>Male Enrollment</b>
-------------------------------------	------------------------

Academy at Palumbo High School	271
Archbishop Carroll High School	313
Bishop McDevitt High School	151
Conwell-Egan Catholic High School	221
Mastery Charter School North	177

<b>Total District 12 Male Enrollment</b>	<b>1,133</b>
<b>Total Number of District 12 Schools</b>	<b>5</b>

<b>Total South East Region Male Enrollment</b>	<b>14,453</b>
<b>Total Number of South East Region Schools</b>	<b>65</b>
<b>Total South East Region State Qualifiers</b>	<b>6</b>



North East Region

The North East Region remains a two District Region consisting of Districts 2 and 4. The North East Region is third in size with 48 participating schools and a total estimated male enrollment of 9,157.

District 4 will send a total of eight (8) qualifiers to the North East Regional Tournament and District 2 will send four (4). District 4 will continue to participate in all four weeks of the Post-Season.



In total the top four (4) North East Regional wrestlers will advance to the PIAA State Tournament.

District 2 Regional Qualifiers:	4
District 4 Regional Qualifiers:	8
<b>Total South East Regional Qualifiers:</b>	<b>12</b>

North East Region Post-Season Schedule:

Post-Season Week #1:	District 4 Sectionals
Post-Season Week #2:	District 2 and 4 Tournaments
Post-Season Week #3:	North East Regional Tournament
Post-Season Week #4:	PIAA Class AA State Tournament

## North East Region

<b>District 2 Class AA Schools</b>	<b>Male Enrollment</b>
Blue Ridge High School	174
Elk Lake High School	145
Elmer L Meyers High School	201
GAR Memorial High School	257
Greater Nanticoke Area High School	239
Hanover Area High School	227
Lackawanna Trail High School	124
Lake Lehman High School	272
Montrose High School	211
Mountain View High School	159
Scranton Preparatory School	305
Valley View High School	309
Western Wayne High School	299
Wyoming Area High School	321
<b>Total District 2 Male Enrollment</b>	<b>2,922</b>
<b>Total Number of District 2 Schools</b>	<b>14</b>

<b>District 4 Class AA Schools</b>	<b>Male Enrollment</b>
Athens Area High School	294
Benton Area High School	192
Bloomsburg High School	204
Canton Area High School	104
Central Columbia High School	210
Columbia Montour Area Vo Tech	317
Danville Area High School	211
Hughesville High School	184
Lewisburg Area High School	257
Liberty High School	98
Line Mountain Sr High School	149
Loyalsock Township High School	199
Midd-West High School	279

Mifflinburg Area High School	282
Milton Area High School	280
Montgomery Area High School	96
Montoursville Area High School	253
Mount Carmel Area High School	224
Muncy High School	138
Northeast Bradford High School	111
North Penn High School	133
Saint John Neumann Regional Academy	27
Sayre Area High School	131
Shamokin Area High School	325
Southern Columbia Area High School	180
South Williamsport Area High School	154
Sugar Valley Rural Charter School	43
Sullivan County High School	76
Towanda Area High School	189
Troy Junior / Senior High School	193
Warrior Run High School	204
Wellsboro Area High School	170
Williamson High School	172
Wyalusing Valley High School	156

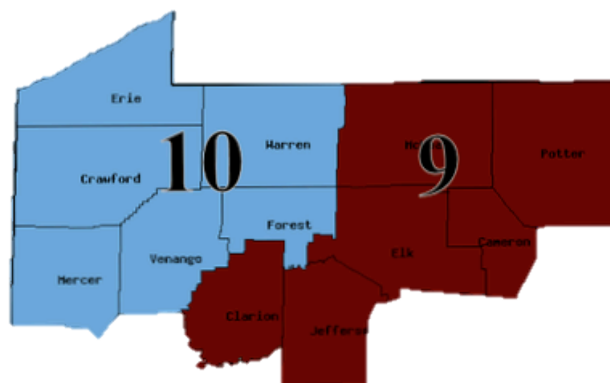
<b>Total District 4 Male Enrollment</b>	<b>6,235</b>
<b>Total Number of District 4 Schools</b>	<b>34</b>

<b>Total North East Region Male Enrollment</b>	<b>9,157</b>
<b>Total Number of North East Region Schools</b>	<b>48</b>
<b>Total North East Region State Qualifiers</b>	<b>4</b>

## North West Region

The North West Region will continue with Districts 9 and 10 to form the smallest of the four Regions with 45 participating schools and a male enrollment total of 7,722.

District 9, with 16 Class AA schools, will qualify the top six (6) wrestlers to the North West Regional Tournament. District 10, consisting of 29 Class AA schools, will compete in all four weeks of the post-season and qualify the top eight (8) wrestlers into the North West Regional Tournament.



Overall the top four (4) North West Regional wrestlers will advance to the PIAA State Tournament.

District 9 Regional Qualifiers:	6
District 10 Regional Qualifiers:	8
<b>Total North West Regional Qualifiers:</b>	<b>14</b>

## North West Region Post-Season Schedule:

Post-Season Week #1:	District 10 Sectionals
Post-Season Week #2:	District 9 and 10 Tournaments
Post-Season Week #3:	North West Regional Tournament
Post-Season Week #4:	PIAA Class AA State Tournament

## North West Region

<b>District 9 Class AA Schools</b>	<b>Male Enrollment</b>
Brockway Area High School	167
Brookville Area High School	215
Cameron County High School	72
Clarion Area High School	174
Coudersport High School	115
Cranberry Area High School	161
Curwensville Area High School	146
Johnsonburg Area High School	72
Kane Area High School	174
Keystone High School	175
Oswayo Valley High School	128
Port Allegany High School	132
Redbank Valley High School	125
Ridgway Area High School	116
Sheffield Area High School	110
Smethport Area High School	108
<b>Total District 9 Male Enrollment</b>	<b>2,190</b>
<b>Total Number of District 9 Schools</b>	<b>16</b>

<b>District 10 Class AA Schools</b>	<b>Male Enrollment</b>
Cambridge Springs High School	149
Cochrannton Area High School	115
Commodore Perry High School	61
Conneaut Area Senior High School	302
Corry Area High School	276
Eisenhower High School	133
Fort LeBoeuf High School	258
Franklin Area High School	300
Girard High School	250
Greenville High School	181
Grove City Area High School	295

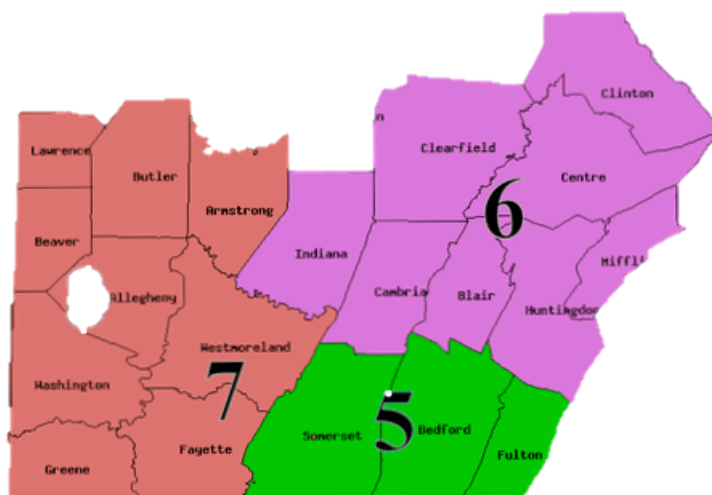
Harbor Creek High School	272
Hickory High School	255
Iroquois High School	146
Jamestown Area High School	57
Lakeview High School	167
Maplewood High School	150
Mercer Area High School	140
North East High School	196
Northwestern High School	200
Reynolds High School	163
Saegertown High School	174
Seneca High School	206
Sharon High School	244
Sharpsville Area High School	174
Slippery Rock Area High School	283
Union City Area High School	125
West Middlesex High School	141
Youngsville High School	119

<b>Total District 10 Male Enrollment</b>	<b>5,532</b>
<b>Total Number of District 10 Schools</b>	<b>29</b>

<b>Total North West Region Male Enrollment</b>	<b>7,722</b>
<b>Total Number of North West Region Schools</b>	<b>45</b>
<b>Total North West Region State Qualifiers</b>	<b>4</b>

## South West Region

The South West Region will remain unchanged with Districts 5, 6 and 7. Of the four PIAA Class AA Regions the South West Region is the largest with a total of 79 Class AA schools and a male enrollment of 15,757.



District 7, otherwise known as the WPIAL, is the largest District in the

South West Region with 40 Class AA schools and will qualify the top eight (8) wrestlers to the South West Regional Tournament. District 5, with twelve (12) Class AA schools, will continue to qualify the top three (3) wrestlers to the South West Regional Tournament. District 6 includes 27 Class AA schools and will qualify the top five (5) wrestlers to the South West Regional Tournament.

The South West Region will qualify the top six (6) wrestlers into the PIAA State Tournament

District 5 Regional Qualifiers:	3
District 6 Regional Qualifiers:	5
District 7 Regional Qualifiers:	8

**Total South West Regional Qualifiers: 16**

## South West Region Post-Season Schedule:

Post-Season Week #1:	District 7 Sectionals
Post-Season Week #2:	District 5, 6, and 7 Tournaments
Post-Season Week #3:	South West Regional Tournament
Post-Season Week #4:	PIAA Class AA State Tournament

## South West Region

<b>District 5 Class AA Schools</b>	<b>Male Enrollment</b>
Bedford High School	255
Berlin Brothersvalley High School	185
Chestnut Ridge High School	227
Conemaugh Township Area High School	116
Everett Area High School	229
HOPE for Hyndman Charter School	48
Meyersdale Area High School	137
North Star High School	142
Northern Bedford County High School	144
Shade High School	141
Somerset Area High School	319
Tussey Mountain High School	143
<b>Total District 5 Male Enrollment</b>	<b>2,086</b>
<b>Total Number of District 5 Schools</b>	<b>12</b>

<b>District 6 Class AA Schools</b>	<b>Male Enrollment</b>
Bellwood Antis High School	154
Blairsville High School	126
Cambria Heights High School	169
Central Cambria High School	224
Central High School	232
Claysburg Kimmel High School	106
Forest Hills High School	240
Glendale High School	123
Greater Johnstown High School	324
Huntingdon Area High School	258
Juniata High School	307
Juniata Valley High School	95
Ligonier Valley High School	218
Marion Center Area High School	170
Moshannon Valley High School	105



Mount Union Area High School	183
Northern Cambria High School	202
Penn Cambria High School	206
Penns Valley Area High School	234
Portage Area High School	83
Richland High School	202
Southern Huntingdon County Senior High School	169
St Joseph's Catholic Academy	46
Tyrone Area High School	229
United High School	136
West Branch High School	162
Westmont Hilltop High School	285

<b>Total District 6 Male Enrollment</b>	<b>4,988</b>
<b>Total Number of District 6 Schools</b>	<b>27</b>

<b>District 7 Class AA Schools</b>	<b>Male Enrollment</b>
Avella Area High School	66
Avonworth High School	259
Beaver Area High School	258
Bentworth High School	238
Bethlehem Center High School	166
Burgettstown Area High School	185
Burrell High School	239
Cardinal Wuerl North Catholic	78
Carlynton High School	177
Central Valley High School	309
Charleroi Area High School	202
Chartiers Houston High School	147
Derry Area High School	282
Elizabeth Forward High School	309
Ellwood City High School	272
Fort Cherry High School	157
Freedom Area High School	184
Highlands High School	284
Indiana Area Senior High School	330
Jeannette High School	125

Jefferson Morgan High School	186
Keystone Oaks High School	255
Kittanning High School	269
Laurel High School	188
Mapletown High School	77
McGuffey High School	275
Mount Pleasant Area High School	282
Riverview High School	185
Shady Side Academy	203
South Allegheny High School	198
South Fayette High School	293
South Park High School	263
South Side High School	165
Southmoreland High School	258
Summit Academy	198
Valley High School	269
Washington High School	195
West Greene High School	116
West Shamokin High School	240
Yough High School	301

<b>Total District 7 Male Enrollment</b>	<b>8,683</b>
<b>Total Number of District 7 Schools</b>	<b>40</b>

<b>Total South West Region Male Enrollment</b>	<b>15,757</b>
<b>Total Number of South West Region Schools</b>	<b>79</b>
<b>Total South West Region State Qualifiers</b>	<b>6</b>

## Conclusion

The increase from 16 to 20 wrestlers competing in the PIAA State Tournament has the potential to significantly improve upon the level of talent already featured. The goal of the PIAA State Tournament should be to include the best wrestlers in the State at each weight-class. Obviously the most objective and fair process of determining those 20 wrestlers is by way of a qualification process. Although as a rankings service provider I understand and can relate to the human element aspect of determining the top 20 wrestlers in the State – the truly impartial solution is to continue using the post-season qualifying tournaments leading into the PIAA State Tournament. Keeping that in mind, it is clear the critical role Regional Tournaments provide to the level of competition on the PIAA State level.

The key to this proposal is filtration. That is to say, the more times a glass of water is filtered, the cleaner the water becomes. The same can be argued here. The more levels of filtration a wrestler must enter, the more competitive the outcome becomes.

In Class AAA, the current system that includes three (3) PIAA Regions operating as “self-contained” Tournaments is faulty on several levels. Districts 1, 3, and 7 are by default Class AAA Regions that qualify directly into the PIAA State Tournament without having to wrestle against opponents from another District. All PIAA Regions should consist of two or more Districts in order to create an effective level of filtration prior to the PIAA State Tournament. The self-contained Regional Tournaments do not allow for intra-district competition and removes a level of filtration that is imperative to creating a more impressive PIAA State Tournament. This is where, in my opinion, the PIAA Class AA Wrestling Regions have an advantage over the current Class AAA method with all four Class AA Regions consisting of at least two different PIAA Districts.

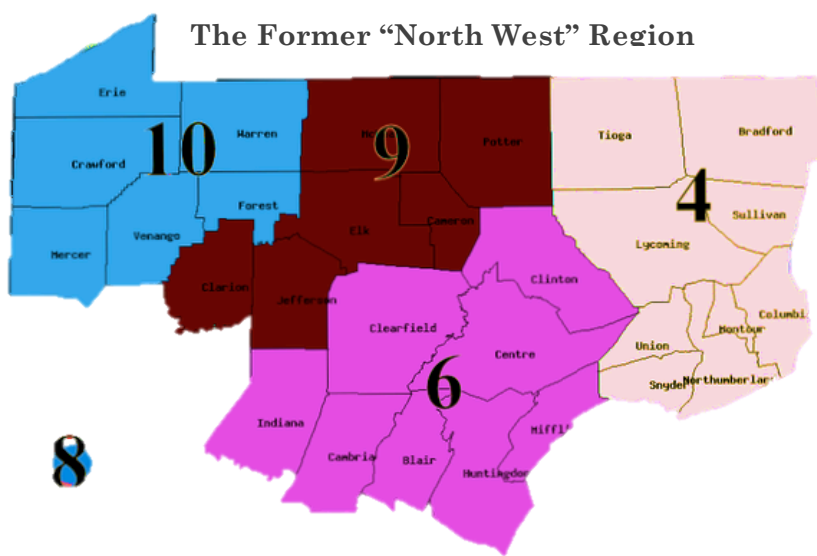
Geographically the proposed PIAA Class AAA Regions are more precise and appropriately matched in terms of both size and location. The proposed alignment takes into consideration both total estimated male enrollment numbers and participating schools, in addition to geography. Examples of this are discussed below.

The Class AAA South East Region welcomes back Philadelphia City Schools, one of the most south eastern points in Pennsylvania, after spending time competing in the North East Region. Based exclusively on the size of the South East Region it is suggested that six (6) wrestlers qualify for the PIAA State Tournament. The South East Region includes 84 Class AAA schools, 14 more than the second largest, and an estimated male enrollment of 55,847 – 16,172 more than the Central Region.

In the North East Region District 4, with only four (4) Class AAA schools, returns to the North East Region after an odd combination with District 9 in the North West Region. The Region is the smallest of the four with just 39 Class AAA schools and an estimated male enrollment of 24,325. Based on its size it is suggested that four (4) wrestlers qualify for the PIAA State Tournament.

The newly formed Central Region is a unique combination between District 3 and District 6. The two Districts combine Pennsylvania areas from Centre County to Berks County with the City of Harrisburg serving as a centralized point of the Region. District 6 is not entirely unfamiliar with its new Regional opponents in District 3 as schools Mifflin County and State College Area joined the Mid-Penn Conference in 2011. The two District 6 programs have been

competing alongside District 3 schools in the Mid-Penn during the regular season but previously qualified to the PIAA State Tournament via the North West Region. The Central Region is the second largest Region of the four with 70 Class AAA schools, three more than the third largest Region, and an estimated male enrollment of 39,675. Based on the size of the Central Region it is suggested that five (5) wrestlers qualify for the PIAA State Tournament.



Yet another newly formed Region, the Western Region, will include Districts from the most western points in Pennsylvania. The Western Region formed out of a confusing and undersized former North West Region and the South West Region. Previously the North West Region was a hodgepodge of PIAA Districts that comprised District 4, District 6, District 8, District 9, and District 10. Geographically District 8's Pittsburgh City Schools are a staggering 200 miles from District 4 high schools. In total the former North West Region included a mere 33 Class AAA schools.

The new Western Region will include District 7, District 8, District 9, and District 10. The former South West Region was a self-contained region that comprised only District 7. As stated above Pittsburgh City Schools, which are surrounded on all sides by District 7, will now compete along side the WPIAL in the Western Region. Additionally, District 9 will add five (5) Class AAA schools to the Region. District 10 is the third PIAA District to make the move from the North West Region to the Western Region bringing along ten (10) Class AAA schools. In total the Western Region is the third largest of the four PIAA Class AAA Regions with 67 schools and an estimated male enrollment of 33,687. Based on the size of the Western Region's alignment it is suggested that a total of five (5) wrestlers advance to the PIAA State Tournament.

In regards to the suggested PIAA State Tournament qualifier allocation, the proposed number of qualifiers was based strictly on size of the estimated male enrollment figures and the total number of participating schools provided by the PIAA for 2014-2016. In Class AA, due to the Regions remaining structurally unchanged, a one-qualifier increase is suggested for each Region. For example, in the former 16-wrestler bracket the South East and South West Regions qualified the top 5 (5) wrestlers to the PIAA State Tournament. To appease the 20-wrestler bracket both Regions will now qualify the top six (6) wrestlers.

The North East and North West Regions will increase from three (3) qualifiers to four (4) in the 20-wrestler bracket.

Although the PIAA State Tournament increased from 16 to 20 wrestlers, the Class AAA decreased from five (5) to four (4) Regions, and ensured a more competitive post-season. The South East Region is by far the largest of the four Regions with a total estimated male enrollment of 55,847 and 84 participating Class AAA schools. It is therefore suggested that the South East Region be allocated six (6) spots in the 20-wrestler bracket at the PIAA State Tournament.

Alternatively the North East Region, which is half the size of the South East, is the smallest of the four Regions consisting of an estimated male enrollment of 24,325 and 39 participating Class AAA schools (Please note this figure includes Bethlehem Catholic which successfully petitioned to compete in Class AAA). Based on the North East Region's size an allocation of four (4) PIAA State Tournament qualifiers are suggested for the 20-wrestler bracket.

The newly formed Central Region is the second largest of the four but is still a ways behind the South East Region. An estimated male enrollment of 39,675 and 70 participating Class AAA schools comprise the Central Region. It is suggested that the Central Region be allocated a total of five (5) qualifiers to the PIAA State Tournament 20-wrestler bracket. Nearly identical in size to the Central Region is the also newly formed Western Region. The Region features a total estimated male enrollment of 33,467 and 67 participating Class AAA schools. It is suggested that the Western Region mirror the Central Region and be allocated five (5) wrestlers to the PIAA State Tournament.

Overall I feel the success of the increase from 16 to 20 wrestlers depends on the quality of the qualifying wrestlers. Critics of the increase cite concerns over a "thinned out" bracket that will create less competitive first round matches and a boring first day of wrestling for fans. I will stress that, even in Class AA, there is enough talent across the State to provide a competitive experience for fans and wrestlers at the PIAA State Tournament. In Class AA a simple increase of a qualifier in each Region is a solution that is fair and innate as the gap between say a North East Regional third place medalist and a fourth place medalist is slight. For example, in 2014 at the Class AA North East Regional, in the consolation finals 10 of the 14 third place matches were decided by three (3) points or less.

In Class AAA, however, I feel a Regional realignment as proposed here must be implemented in order to make the increase a success. Simply adding a qualifier to four of the five Class AAA Regions would not suffice in providing a competitive PIAA State Tournament. Albeit if the increase had never been proposed or approved I would still advocate for a Regional realignment for Class AAA Regions. The increase only makes the change that much more necessary and appropriate.